



SRX815

15" Two-Way Bass Reflex Passive System

Key Features:

- ▶ Premium JBL Transducers with extremely high power handling
- ▶ Rugged, versatile enclosures
- ▶ Full Integration into Audio Architect
- ▶ Maximum SPL Output: 136dB
- ▶ System Type: Passive 15", two-way, bass-reflex
- ▶ Frequency Range (-10dB): 41Hz - 20kHz
- ▶ Frequency Response (-3dB): 56Hz - 20kHz
- ▶ Coverage Pattern: 90 x 50
- ▶ JBL Professional Tunings available for Crown XTI 2, Crown Itech HD, and dbx DriveRack 360
- ▶ M10 Suspension Points
- ▶ Dual Angle 36mm pole cup
- ▶ Feet for monitor angle
- ▶ Lightweight poplar plywood cabinets made structurally sound with tongue and groove joints and protected by JBL's tour proven DuraFlex™ finish



Applications:

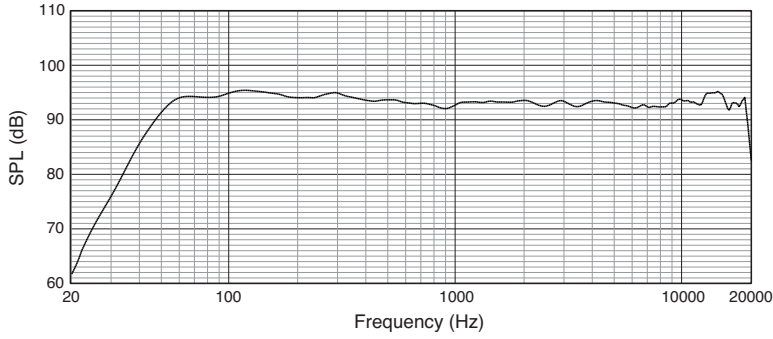
- ▶ The SRX815 is a passive portable PA speaker in the SRX800 series from JBL Professional. It has been designed to deliver class leading performance in a variety of applications including use as a main PA, a stage monitor, and rear and side fills. When used in conjunction with the other SRX800 full range systems and the SRX800 subs, SRX815 is an integral part of a high performance, fully configurable loudspeaker system.
- ▶ The SRX815 features premium JBL Transducers. High frequencies are handled by an annular polymer diaphragm compression driver that features a best in class 3" voice coil coupled to a 1.5" throat opening. Using a neodymium magnet, the compression driver is lightweight, efficient, and extremely powerful. This delivers very high power levels with reduced distortion and increased phase coherence resulting in smooth, crystal clear high frequencies. For Low Frequencies, the SRX815 uses a 15-inch woofer with JBL's patented Differential Drive Technology for reduced weight while maximizing power amp efficiency. 3" voice coils and dual ferrite drivers deliver exceptionally low distortion and extended low frequency response.
- ▶ The SRX815 is supported with tunings for Crown XTI 2 amplifiers, Crown Itech HD amplifiers, and dbx DriveRack 360 signal processors, all of which can be controlled as part of a comprehensive system with Harman Audio Architect.
- ▶ With best in class 18mm wooden enclosures, 14 gauge steel grilles, and JBL's Patented DuraFlex finish, SRX800 speakers are built to last and withstand a lifetime of hard tour use.

Specifications:

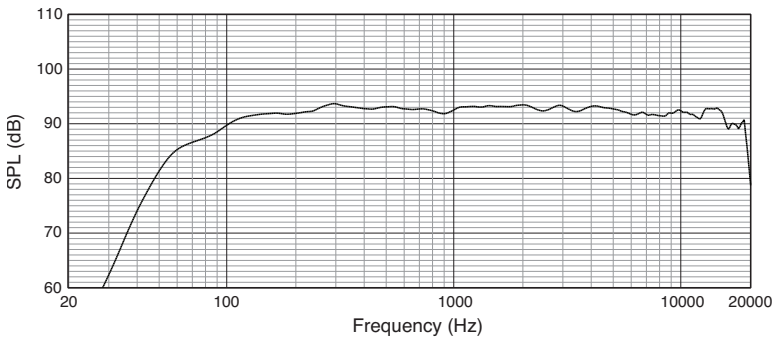
System:	
System Type:	Passive 15", two-way, bass-reflex
Maximum SPL Output:	136 dB
Frequency Range (-10 dB):	41Hz – 20kHz
Frequency Response (-3 dB):	56Hz – 20kHz
Power:	
System Power Rating:	3200W Peak, 1600W Program, 800W Continuous
Nominal Impedance:	8 Ohm
Connectors:	NL4 Input, NL4 Loop-thru (+/-1 or +/-2 Selectable)
Operational Modes:	Passive/Bi-Amp
Speaker:	
LF Driver:	2275H
HF Driver:	2432H
Coverage Pattern:	90 x 50
Crossover Frequency:	1.9kHz
Enclosure:	
Material:	18mm plywood
Monitor Angle:	50°
Suspension/Mounting:	Dual 36mm pole socket, 12 x M10 Suspension points
Handles:	3
Finish:	Obsidian DuraFlex™ finish
Grille:	Powder coated, Obsidian, 14-gauge perforated steel with acoustically transparent black cloth backing
Dimensions (L x W x H):	18.82" x 18.03" x 27.20" (478mm x 458mm x 691mm)
Weight:	57.0 lbs (25.9 kg)

SRX815 15" Two-Way Bass Reflex Passive System

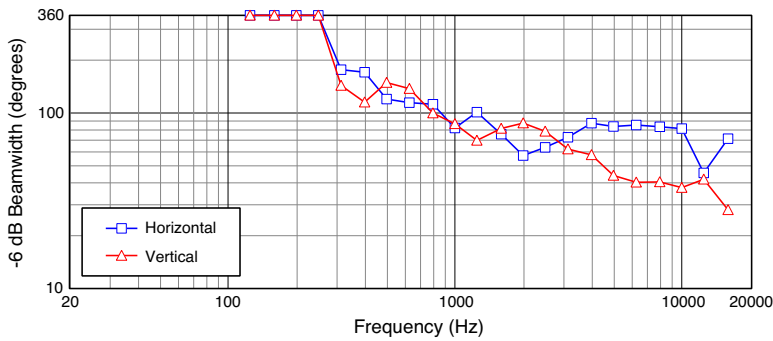
Frequency Response (Main Tuning)



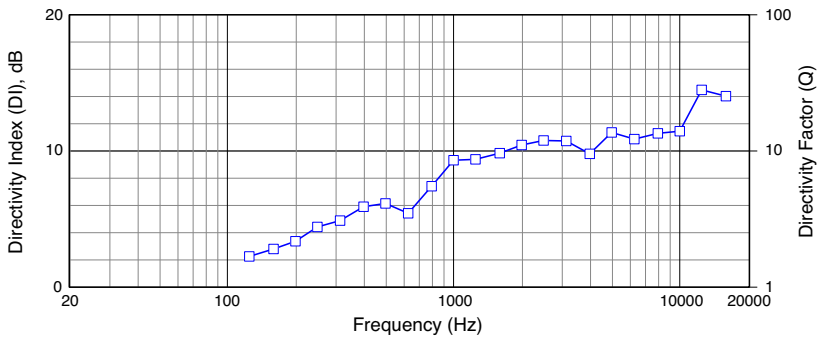
Frequency Response (Speech)



Frequency Response (Beamwidth)

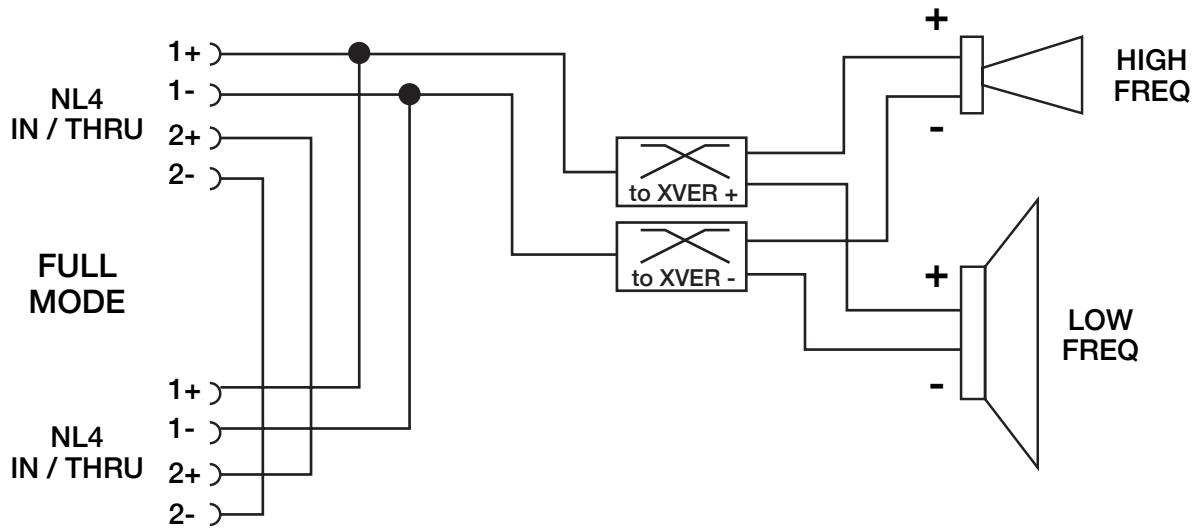
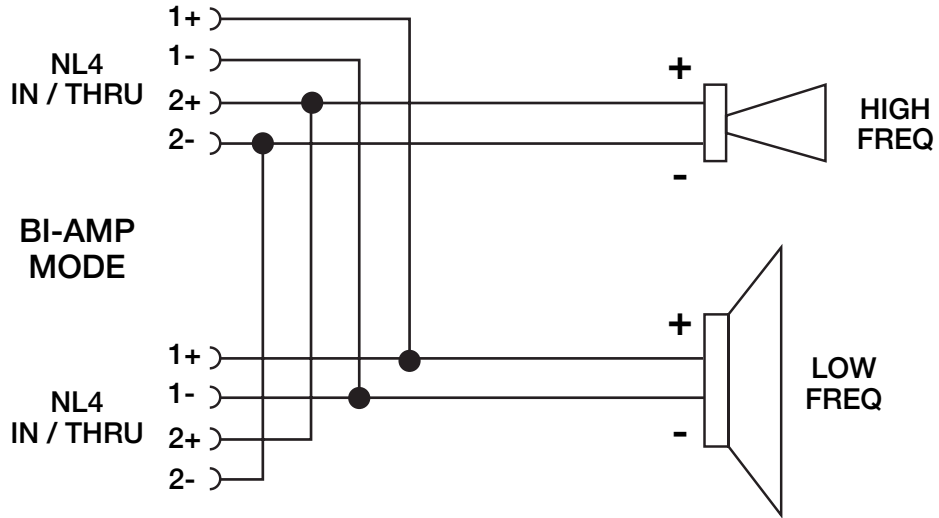


Frequency Response (Directivity)



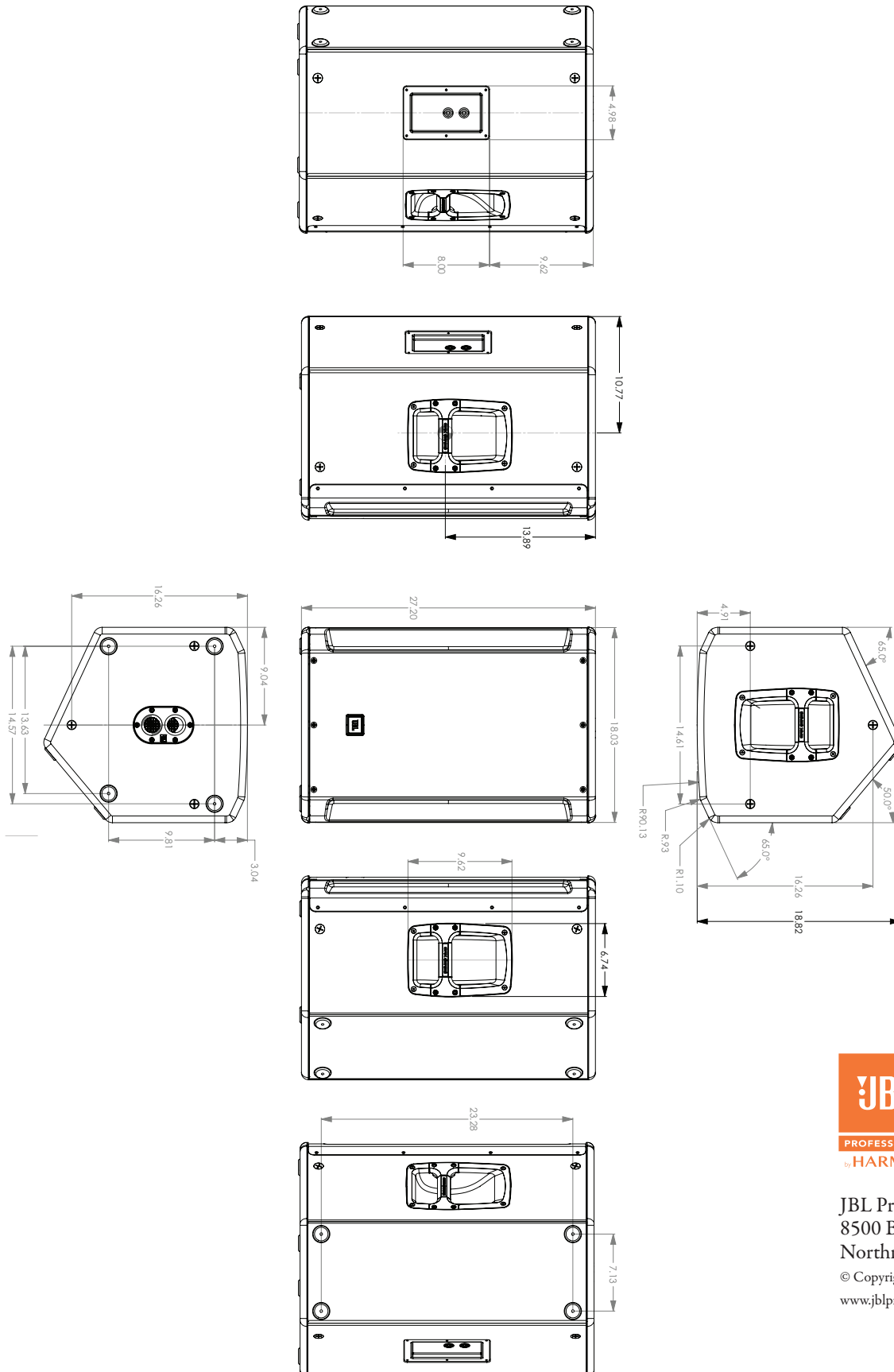
SRX815 15" Two-Way Bass Reflex Passive System

Block Diagrams



► SRX815 15" Two-Way Bass Reflex Passive System

Dimensions:



JBL Professional
 8500 Balboa Boulevard, P.O. Box 2200
 Northridge, California 91329 U.S.A.
 © Copyright 2015 JBL Professional
www.jblpro.com