

PL 60

HIGH EFFICIENCY CEILING SPEAKER



DESCRIPTION

The PL 60 is a ceiling speaker featuring elegant design that can be flush-mounted in false ceilings or panels. It can also be attached to walls or ceilings using a special accessory for surface mount installation. The PL 60 incorporates a 160 mm (6") dual cone loudspeaker that improves high frequency extension, and it is equipped with a line transformer that enables direct connection to constant voltage systems at 70 V or 100 V. When connected to a 100 V line, its power can be selected among the values 6 W or 3 W through the selection 4 inputs wire. Installation is quick and easy thanks to a special three-terminal system that avoids the need for using screws or other attachment elements.

MAIN APPLICATIONS

- High intelligibility Speech and Background music
- Schools
- Shopping malls
- Hospital
- Museums
- Hotels
- Office building

MAIN FEATURES

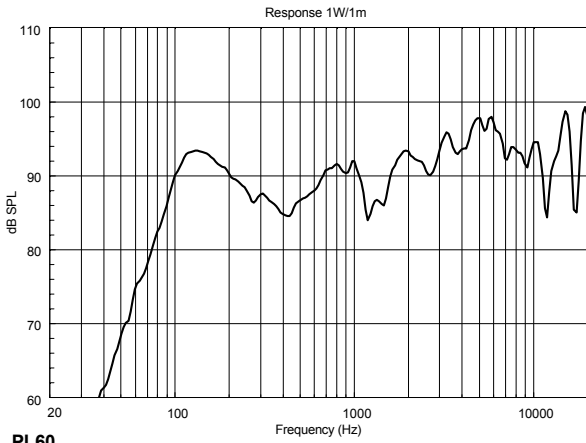
- 6" Dual-Cone wide-band speaker
- 6 / 10 Watt (RMS/Music Power)
- 110 Hz ÷ 20 kHz
- 102 dB (1 m / POWER MAX) max. SPL
- Incl. 100V transformer multitap
- Easy to install
- Simple power settings

SPECIFICATIONS

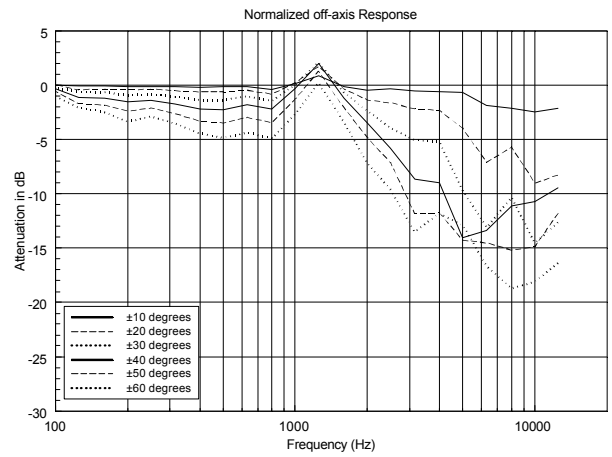
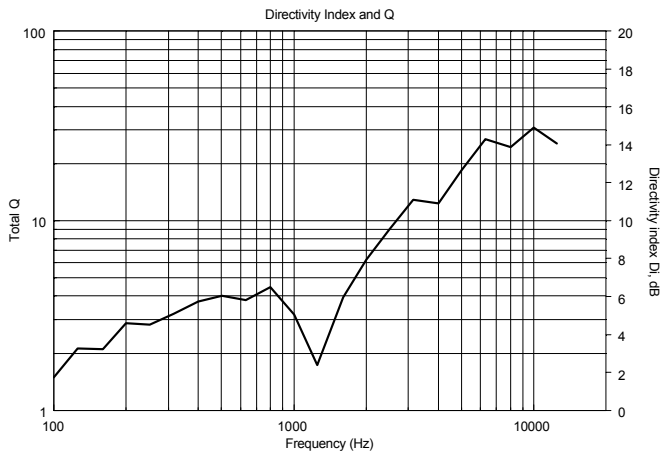
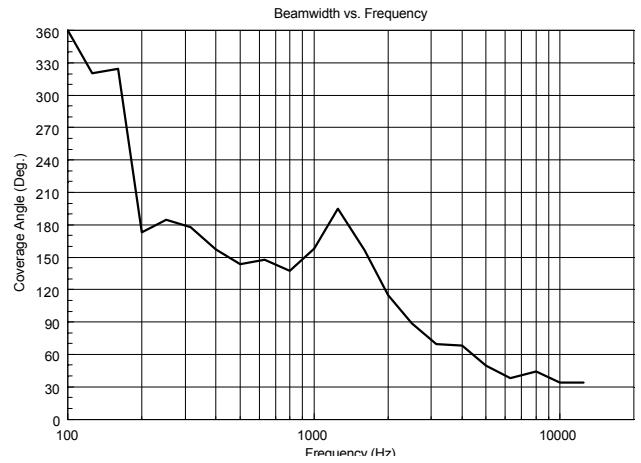
Loudspeaker	6" Dual-cone wide band transducer
Power (on 8 Ohm load)	6 / 12 W (RMS / Music power)
Power	6 W - 3 W (100V)
Sensitivity	89 dB (1 W / 1 m)
Mx. SPL (6 W / 1 m)	102 dB(A) (1 m / POWER MAX)
Frequency Response	110 Hz – 20 kHz
Angle of coverage	150° / 110° / 70° @ 1 / 2 / 4 kHz (hor.)
Connector	5 pin terminal strip
Body colour	White RAL 9010
Main body material	Plastic
Grill material	Steel
Dimensions	Ø 204 mm x 75 mm
Flush-mounting hole	Ø 92 mm
Max ceiling thickness	25 mm
Net weight	0.55 kg
Operating temperature	-25° to +55°
Relative humidity	90% non condensing



PL 60

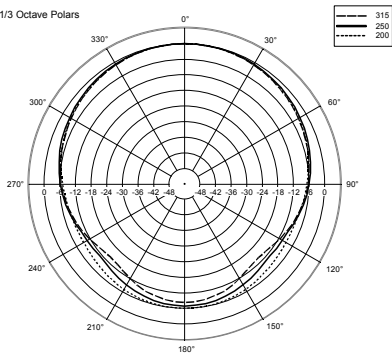


PL60

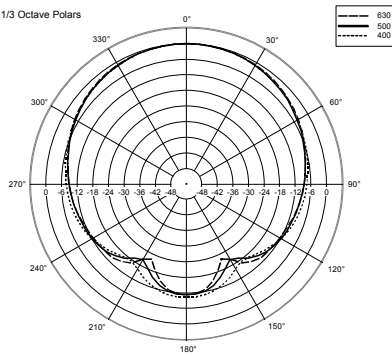


HORIZONTAL 1/3 POLAR PLOT

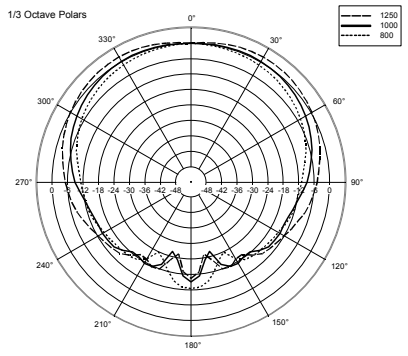
1/3 Octave Polars



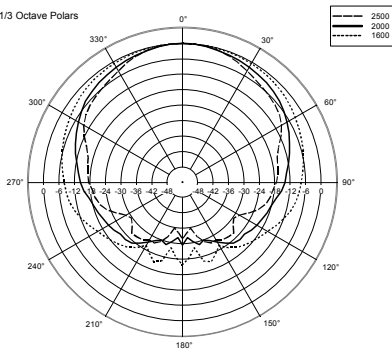
1/3 Octave Polars



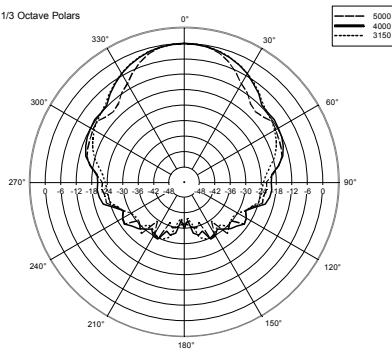
1/3 Octave Polars



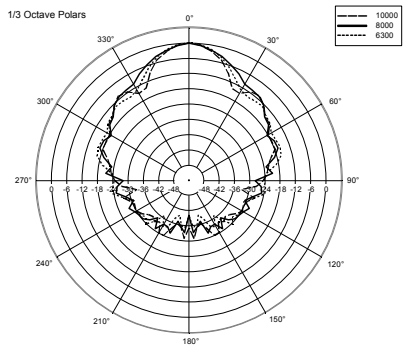
1/3 Octave Polars



1/3 Octave Polars



1/3 Octave Polars

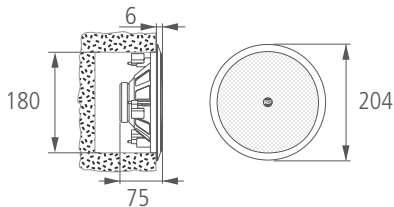


PL 60

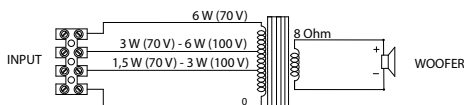
PART NUMBERS

13110214

DIMENSIONS (All data are in mm)



SCHEMATICS



POWER SELECTION

Define the colour cable to selected the chosen power value referring to the 100 V line (among 3 W – 6 W) so the correspondence impedance (among 3333 Ω – 1666 Ω)

	GREEN VERDE	YELLOW GIALLO	RED ROSSO	BLACK NERO
70V	6W	3W	1.5W	COM
100V	/	6W	3W	COM

CERTIFICATIONS AND APPROVALS

- CE comply with European Community Directive 73/23/EEC and 93/768/EEC
- Environmental protection IP 40 homologation
- Self-Extinguishing plastic according to UL 94V0
- Speaker data according to IEC 268-5
- Safety according to IEC EN 60065:2002

ACCESSORIES (included)

- Connection Terminal
- Steel Grill

ACCESSORIES (not included)

- A1360 Adapter for surface mount installation (code 133 20 107)

INSTALLATION NOTES

Once removed the frontal grille the speaker can be simply and quickly installed into a hole in the ceiling cavity, secured by 3 lead-screw rotating clamps.

The electrical connections are clearly labelled and made through screw terminals block.

The power can be easily selected by using common wire and the positive wire using the legend of the power available on the speaker.

Before the installation, verify that behind the false-ceiling there is enough room for loudspeakers: with respect to the loudspeaker front flange surface plane, an empty space at least 65 mm depth is required.

The PL 60 is intended for indoor installations only.