

SZI 1015

IR Audio Transmission Technology | Modulators/Radiators

Cat. No. 004394

General Description

The SZI 1015 is a 2-Watt radiator with a coverage area of up to 400 m² (1313.33 sq ft). The radiator is switched on and off automatically by the modulator's RF carrier. The RF signal from the modulator can be daisy-chained via BNC sockets. A barrier strip with RF and DC inputs and outputs is connected in parallel. The radiator has a 5/8" thread and comes with a 3/8" and 1/2" adaptor, it can therefore easily be mounted to various attachments.



Technical Data

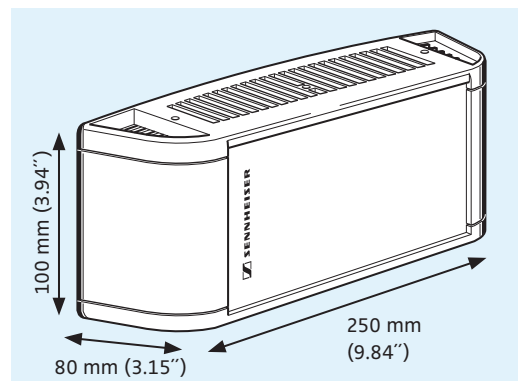
IR diodes.....	72
Average radiating power	2 W
Max. coverage area.....	400 m ² (1313.33 sq ft)
Carrier frequency range	30 kHz – 6 MHz
RF input	50 mV – 3 V, appx. 5 kΩ
Inputs/outputs	BNC sockets/barrier strip
Threshold voltage for automatic on/off function.....	50 mV
Operating voltage.....	25 – 30 V DC (via NT 1015 or SI 1015)
Current consumption	
– operation.....	0.7 A at 25 V
– stand-by	max. 60 mA
Dimensions	250 x 100 x 80 mm (9.84" x 3.94" x 3.15")
Weight	appx. 1.3 kg (2.87 lbs)

Features

- 2-Watt radiator for the carrier frequencies 2.3 and 2.8 MHz
- Maximum coverage area of 400 m² (1313.33 sq ft), automatic on/off function and RF output socket for daisy-chaining the signal to additional radiators
- Wide range of mounting accessories
- Delivery includes: SZI 1015 radiator

Recommended Accessories

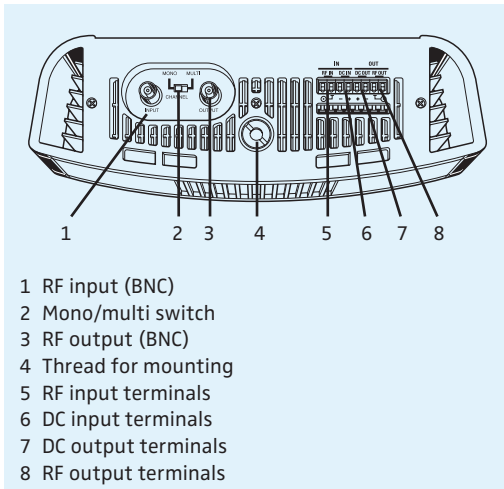
- | | |
|--------------------------------------|-----------------|
| ■ Mains unit | |
| NT 1015-EU European version | Cat. No. 004560 |
| NZT 1015 -120USA version | Cat. No. 004561 |
| ■ BNC-BNC co-axial cable | |
| GZA 1019 A 1 (1 m/3.28 ft) | Cat. No. 002324 |
| GZA 1019 A 5 (5 m/16.40 ft) | Cat. No. 002325 |
| GZA 1019 A 10 (10 m/32.81 ft) | Cat. No. 002326 |
| ■ GZV 1019 A BNC coupler | Cat. No. 002368 |
| ■ GZG 1029 swivel joint | Cat. No. 003226 |
| ■ GZP 10 mounting plate | Cat. No. 003139 |
| ■ MZT 100 anti-vibration table stand | Cat. No. 001883 |



Dimensions of the SZI 1015

SZI 1015

IR Audio Transmission Technology | Modulators/Radiators

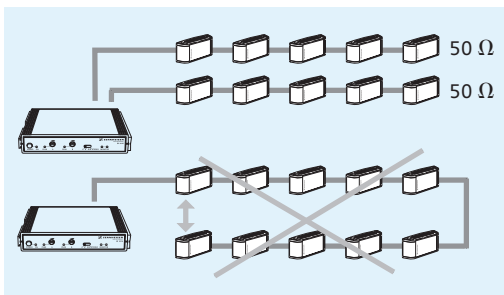


Sockets and controls of the SZI 1015

With its compact size and various thread sizes (5/8", 3/8" and 1/2"), the SZI 1015 radiator makes for versatile mounting. It has a coverage area of up to 400 m² in single-channel operation and can be switched between mono and multi-channel operation. Please note that in multi-channel mode, this maximum coverage area decreases proportionally with the number of channels transmitted.

The RF signal from the modulator is fed to the radiator via a BNC socket (1) and can be daisy-chained to other radiators via the BNC RF output (3). Alternatively, the modulator's RF signal can also be fed to the barrier strip. Terminal 5 is the RF input and terminal 8 the RF output for daisy-chaining the signal to further radiators. When using an SI 1015 modulator, the SZI 1015 does not need to be connected directly to the mains via an NT 1015 mains unit, but can be supplied with the correct DC voltage via the SI 1015 modulator.

The necessary supply voltage is also available at the barrier strip, terminal 6 being the DC input and terminal 7 the DC output. For more information on how to connect the signal and supply cables between the modulator and the radiator please refer to the SI 1015 description. The SZI 1015 is fitted with an automatic on/off function: when it receives a carrier from the modulator, it switches on – and off again when the RF signal is no longer present. The switching threshold is 50 mV.



Creating RF chains

When setting up a radiator chain, you should bear in mind that the last radiator in an RF chain must be fitted with a 50 Ω terminating impedance in order to avoid standing waves. You should also keep in mind that signals can cancel out when cables are very long and coverage areas of radiators overlap. In order to avoid reception problems, you should use both RF outputs of the modulator and set up two RF chains (see also Planning Theory).