



**the  
box**

PA15ECO MKII  
passive  
full-range speaker

Musikhaus Thomann  
Thomann GmbH  
Hans-Thomann-Straße 1  
96138 Burgebrach  
Germany  
Telephone: +49 (0) 9546 9223-0  
E-mail: [info@thomann.de](mailto:info@thomann.de)  
Internet: [www.thomann.de](http://www.thomann.de)

27.10.2015, ID: 223281

## Table of contents

<b>1</b>	<b>General notes</b> .....	<b>4</b>
<b>2</b>	<b>Safety instructions</b> .....	<b>6</b>
<b>3</b>	<b>Features</b> .....	<b>8</b>
<b>4</b>	<b>Installation</b> .....	<b>9</b>
	4.1 Tips on handling speakers.....	11
	4.2 Connections.....	12
<b>5</b>	<b>Technical specifications</b> .....	<b>15</b>
<b>6</b>	<b>Protecting the environment</b> .....	<b>16</b>


# 1 General notes

This user manual contains important information on safe operation of the device. Read and follow all safety notes and all instructions. Save this manual for future reference. Make sure that it is available to all persons using this device. If you sell the device to other users, be sure that they also receive this manual.

Our products are subject to a process of continuous development. We therefore reserve the right to make changes without notice.

## **Symbols and signal words**

This section provides an overview of the symbols and signal words used in this user manual.

Signal word	Meaning
<b>DANGER!</b>	This combination of symbol and signal word indicates an immediate dangerous situation that will result in death or serious injury if it is not avoided.
<b>CAUTION!</b>	This combination of symbol and signal word indicates a possible dangerous situation that can result in minor injury if it is not avoided.
<b>NOTICE!</b>	This combination of symbol and signal word indicates a possible dangerous situation that can result in material and environmental damage if it is not avoided.
Warning signs	Type of danger
	Warning – danger zone.

## 2 Safety instructions

### Intended use

This device is intended to be used in a sound reinforcement system. Use the device only as described in this user manual. Any other use or use under other operating conditions is considered to be improper and may result in personal injury or property damage. No liability will be assumed for damages resulting from improper use.

This device may be used only by persons with sufficient physical, sensorial, and intellectual abilities and having corresponding knowledge and experience. Other persons may use this device only if they are supervised or instructed by a person who is responsible for their safety.

### Safety



#### **DANGER!**

#### **Danger for children**

Ensure that plastic bags, packaging, etc. are disposed of properly and are not within reach of babies and young children. Choking hazard!

Ensure that children do not detach any small parts (e.g. knobs or the like) from the unit. They could swallow the pieces and choke!

Never let children unattended use electrical devices.



**CAUTION!**

**Possible hearing damage**

The device can produce volume levels that may cause temporary or permanent hearing impairment. Over an extended period of time, even levels that seem to be uncritical can cause hearing damage.

Decrease the volume level immediately if you experience ringing in your ears or hearing impairment. If this is not possible, keep a greater distance or use sufficient ear protectors.



**NOTICE!**

**Operating conditions**

This device has been designed for indoor use only. To prevent damage, never expose the device to any liquid or moisture. Avoid direct sunlight, heavy dirt, and strong vibrations.

### 3 Features

Special features of this powerful passive full-range speaker box:

- 1 × 15" woofer, 1 × 3" cone tweeter
- 2 × lockable 1/4"/NL4 combo sockets (1+/1-)
- Wooden cabinet with felt cover
- Robust protective grille
- Tripod mounting flange



## 4 Installation

Unpack and carefully check that there is no transportation damage before using the unit. Keep the equipment packaging. To fully protect the device against vibration, dust and moisture during transportation or storage use the original packaging or your own packaging material suitable for transport or storage, respectively.



### **NOTICE!**

#### **Possible property damage by magnetic fields**

Loudspeakers produce a static magnetic field. Therefore, maintain an appropriate distance to devices that can be adversely affected or damaged by an external magnetic field.



### **NOTICE!**

#### **Use of stands**

When mounting the device onto a stand, ensure that the stand is in a safe and stable position and that the weight of the device does not exceed the maximum permissible load capacity of the stand.

## 4.1 Tips on handling speakers

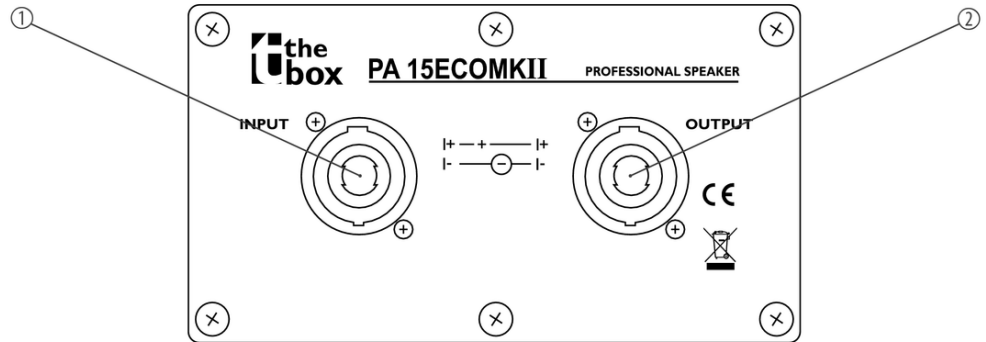
We recommend you to set up the speakers in a way, that the sound signals can reach the audience unobstructedly. It will often be helpful to mount the speakers on tripods. Thus, the sound will be evenly spread with maximum range throughout the audience area.

Always use high grade cable to connect your equipment. Otherwise you won't reach maximum sound quality.

For optimum results both impedance and power handling of the speakers must match the requirements of the amplifier. Always follow the technical specifications of the speakers! The overall impedance of the connected loudspeakers must not exceed the minimum output impedance of the amp. The amp's max. RMS output power should be 50 % above the power handling capacity of the connected speakers.

If you notice distortion during operation, either the amp or the speaker is overloaded. This may permanently damage the amp or the speaker. Always reduce the volume when you hear distortion.

## 4.2 Connections

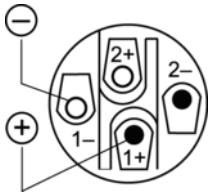


**1 INPUT**

A 1/4" / NL4 combo socket (1+/1-) serves as input.

**2 OUTPUT**

A 1/4" / NL4 combo socket (1+/1-) serves as output for another passive speaker.

**NL4 mounting connectors for speaker connections**

The drawing alongside shows the pin assignment of the lockable NL4 mounting connectors.

## Phone plugs for speaker connections



Drawing and table indicate the pin assignment of a 1/4" TS phone plug.

1	Signal
2	Ground, shielding

## 5 Technical specifications

System	Passive 2-way full-range speaker box with built-in crossover
Speakers	1 × 15" woofer, 1 × 3" tweeter
Power handling	200 W (RMS), 800 W (Peak)
Impedance	8 Ω
Maximum SPL (1 m)	115 dB
Maximum SPL (1 m)	70 Hz ... 15 kHz
Dispersion (H × V)	90° × 90°
Housing	Wood, felt cover
Dimensions (W × H × D)	447 mm × 595 mm × 350 mm
Weight	17.5 kg

## 6 Protecting the environment

### Disposal of the packaging material



For the transport and protective packaging, environmentally friendly materials have been chosen that can be supplied to normal recycling.

Ensure that plastic bags, packaging, etc. are properly disposed of.

Do not just dispose of these materials with your normal household waste, but make sure that they are collected for recycling. Please follow the notes and markings on the packaging.

### Disposal of your old device



This product is subject to the European Waste Electrical and Electronic Equipment Directive (WEEE). Do not dispose with your normal household waste.

Dispose of this device through an approved waste disposal firm or through your local waste facility. When discarding the device, comply with the rules and regulations that apply in your country. If in doubt, consult your local waste disposal facility.



PA15ECO MKII





